

Exova
2395 Speakman Dr.
Mississauga
Ontario
Canada
L5K 1B3

T: +1 (905) 822-4111
F: +1 (905) 823-1446
E: sales@exova.com
W: www.exova.com



Testing. calibrating. advising

UNCONTROLLED ELECTRONIC COPY

**CAN/ULC-S102 Surface Burning Characteristics
of "Medite Fire Rated MDF with 0.9mm CLEAF HPL"**

A Report To: **Weston Premium Woods**
25 Automatic Road
Brampton, ON, Canada
L6S 5N8

Phone: +647-409-2355

Attention: Tyler Sharpe
E-mail: tsharpe@wpwoods.com

Submitted by: Exova Warringtonfire North America

Report No. 17-002-361
6 Pages

Date: June 14, 2017

ACCREDITATION To ISO/IEC 17025 for a defined Scope of Testing by the International Accreditation Service

SPECIFICATIONS OF ORDER

Determine Flame Spread and Smoke Developed Values based upon triplicate testing conducted in accordance with CAN/ULC-S102-10, as per Exova Warringtonfire North America Quotation No.17-002-497,267 RV2 dated June 13, 2017.

SAMPLE IDENTIFICATION (Exova sample identification number 17-002-S0361)

Composite panel described as, "Medite fire rated MDF pressed 1-side with high pressure laminate produced in Italy by CLEAF S.P.A. and a standard kraft paper balancing backer", identified as: "Medite Fire Rated MDF with 0.9mm CLEAF HPL"

TEST PROCEDURE

The method, designated as CAN/ULC-S102-10, "Standard Method of Test for Surface Burning Characteristics of Building Materials and Assemblies", is designed to determine the relative surface burning characteristics of materials under specific test conditions. Results of less than three identical specimens are expressed in terms of Flame Spread Value (FSV) and Smoke Developed Value (SDV). Results of three or more replicate tests on identical samples produce average values expressed as Flame Spread Rating (FSR) and Smoke Developed Classification (SDC).

Although the procedure is applicable to materials, products and assemblies used in building construction for development of comparative surface spread of flame data, the test results may not reflect the relative surface burning characteristics of tested materials under all building fire conditions.

SAMPLE PREPARATION

Each test specimen consisted of a total of 3 panel sections, each approximately 19 mm in total thickness by 559 mm in width. 2 sections were each approximately 3048 mm in length and 1 section was approximately 1219 mm in length. The sections were butted together to form the requisite specimen length. Prior to testing, each specimen was conditioned to constant mass at a temperature of $23 \pm 3^{\circ}\text{C}$ and a relative humidity of $50 \pm 5\%$. During testing, the specimens were self-supporting.

Testing was performed on: Test #1: 2017-06-14 Test #2: 2017-06-14 Test #3: 2017-06-14

SUMMARY OF TEST PROCEDURE

The tunnel is preheated to 85°C , as measured by the backwall-embedded thermocouple located 7090 mm downstream of the burner ports, and allowed to cool to 40°C , as measured by the backwall-embedded thermocouple located 4000 mm from the burners. At this time the tunnel lid is raised and the test sample is placed along the ledges of the tunnel so as to form a continuous ceiling 7315 mm long, 305 mm above the floor. The lid is then lowered into place.

SUMMARY OF TEST PROCEDURE (continued)

Upon ignition of the gas burners, the flame spread distance is observed and recorded every second. Flame spread distance versus time is plotted. Calculations ignore all flame front recessions and the Flame Spread Values (FSV) are determined by calculating the total area under the curve for each test sample. If the total area under the curve (AT) is less than or equal to 29.7 m·min, $FSV = 1.85 \cdot AT$; if greater, $FSV = 1640 / (59.4 - AT)$.

The Smoke Developed Value is determined by comparing the area under the obscuration curve for the test sample to that of inorganic reinforced cement board and red oak, established as 0 and 100, respectively. The Smoke Developed Value (SDV) is determined by dividing the total area under the obscuration curve by that of red oak and multiplying by 100.

TEST RESULTS

<u>SAMPLE</u>		<u>Flame Spread Value (FSV)</u>	<u>Smoke Developed Value (SDV)</u>
"Medite Fire Rated MDF with 0.9mm CLEAF HPL"	Test #1	31	14
	Test #2	33	11
	Test #3	<u>31</u>	<u>12</u>
	Average:	32	12
Rounded Average Flame Spread Rating (FSR):		30	
Rounded Average Smoke Developed Classification (SDC):		10	

Observations of Burning Characteristics

The specimens ignited approximately 134 to 155 seconds after exposure to the test flame. Blistering and cracking was observed prior to surface ignition. Partial delamination was also observed.

The flame fronts advanced to maximum distances of 2.6, 2.7, and 2.8 metres at approximately 529, 300, and 347 seconds into each respective test.

Results Interpretation

CAN/ULC-S102-10 contains no performance criteria of its own. The National Building Code of Canada (NBCC) or other jurisdictional documentation should be referenced to determine the FSR and/or SDC performance criteria that is applicable to the product under test for the intended application.

Note: This is an uncontrolled electronic copy of the report. Signatures are on file with the original.

Francis Williams,
Technician.

Ian Smith,
Technical Manager.

Note: This report and service are covered under Exova Canada Inc. Standard Terms and Conditions of Contract which may be found on the Exova website (www.exova.com), or by calling 1-866-263-9268.

Test 1 of 3

Sample: "Medite Fire Rated MDF with 0.9mm CLEAF HPL"

Chart 1. FLAME SPREAD (Specimen #1)

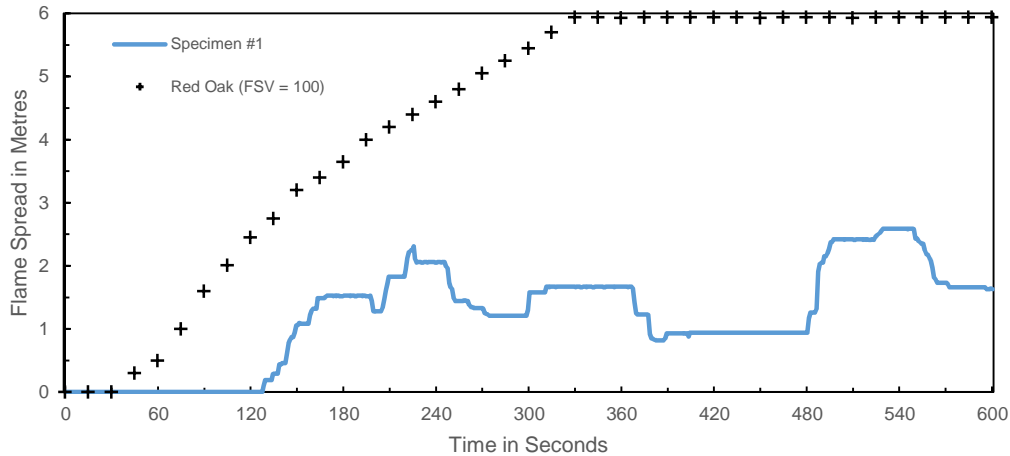


Chart 2. SMOKE DEVELOPED (Specimen #1)

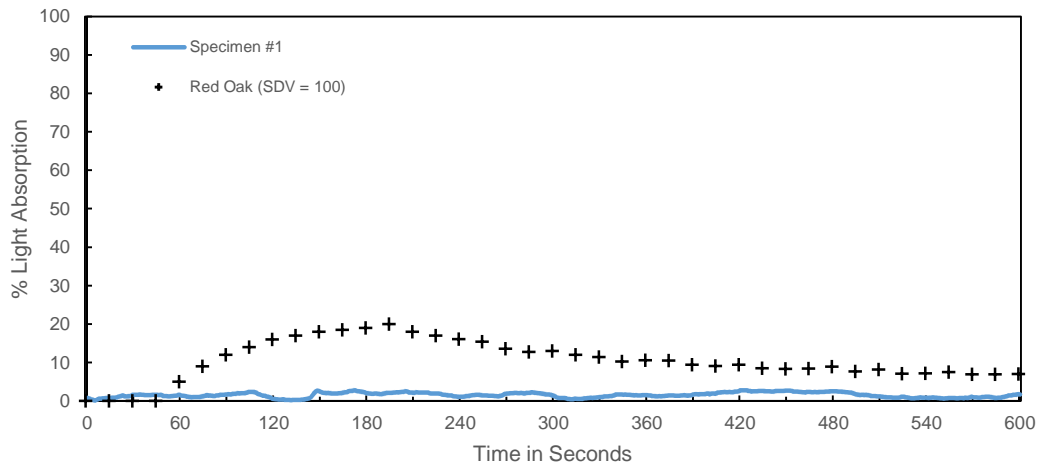
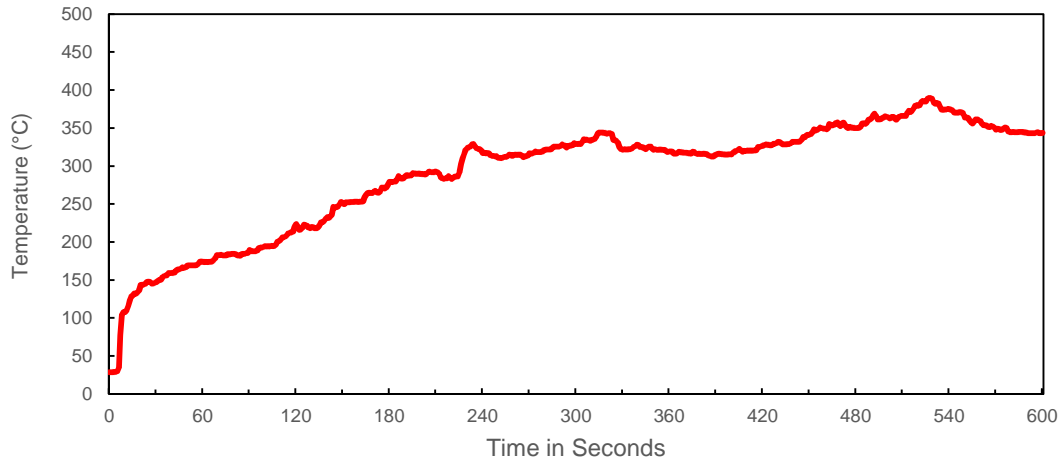


Chart 3. TEMPERATURE (Specimen #1)



Flame Spread
Value (FSV)

31

Smoke Developed
Value (SDV)

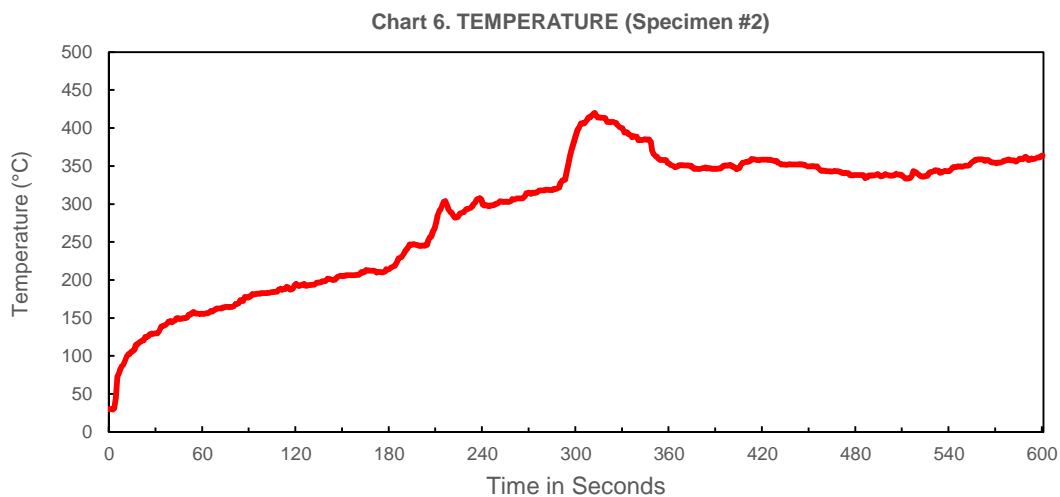
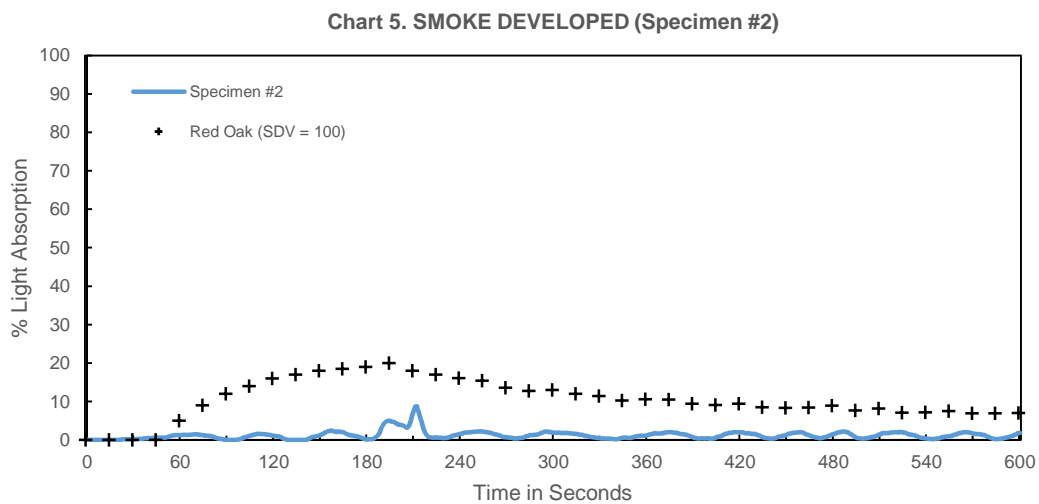
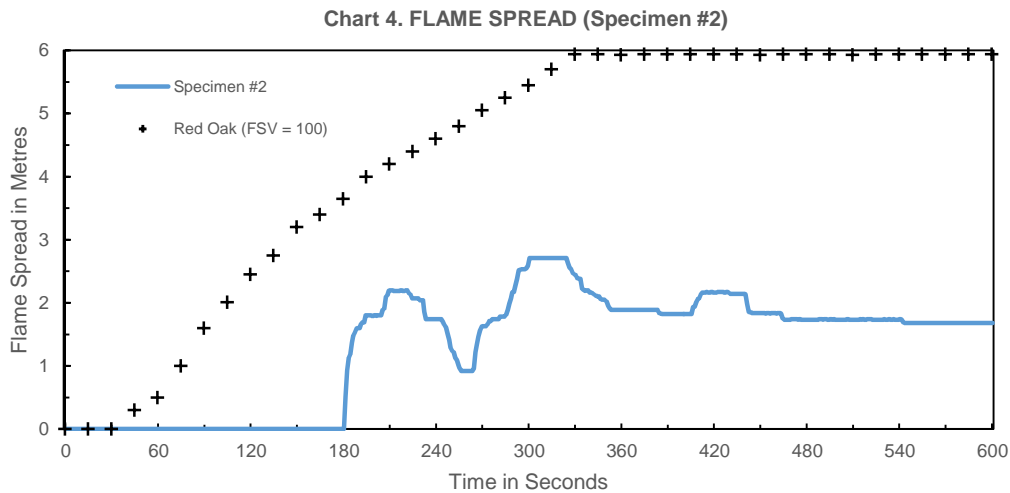
14

Maximum Air
Temperature (°C)

390

Test 2 of 3

Sample: "Medite Fire Rated MDF with 0.9mm CLEAF HPL"



Flame Spread
Value (FSV)
33

Smoke Developed
Value (SDV)
11

Maximum Air
Temperature (°C)
420

Test 3 of 3

Sample: "Medite Fire Rated MDF with 0.9mm CLEAF HPL"

Chart 7. FLAME SPREAD (Specimen #3)

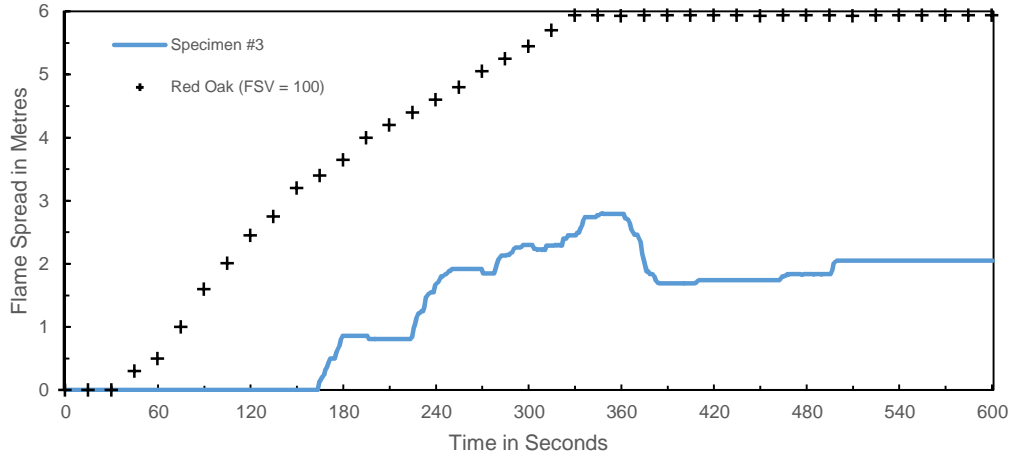


Chart 8. SMOKE DEVELOPED (Specimen #3)

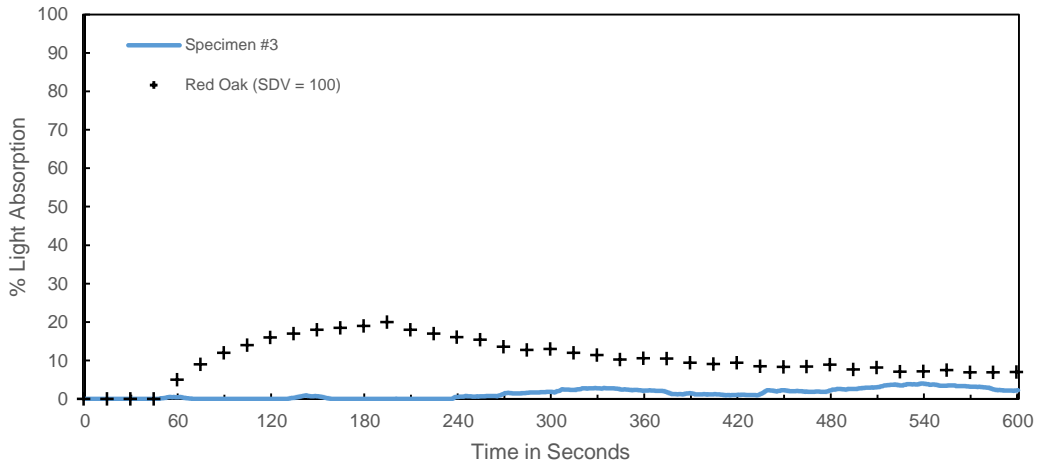
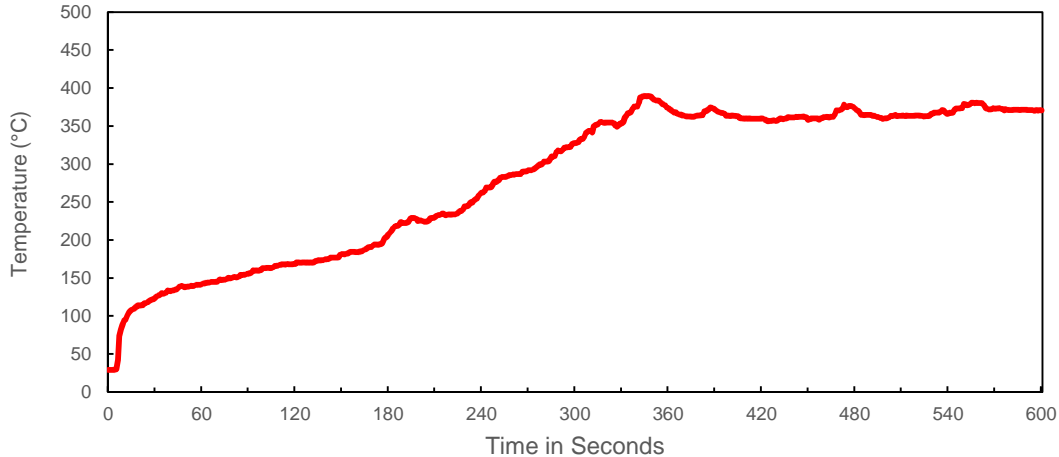


Chart 9. TEMPERATURE (Specimen #3)



Flame Spread
Value (FSV)

31

Smoke Developed
Value (SDV)

12

Maximum Air
Temperature (°C)

389